



 Scala a chiocciola disponibile con forma tonda o quadra;  
Gradini in legno di faggio;  
Palo centrale in metallo o legno (optional);  
Ringhiera con colonne e tondini in acciaio cromato;  
Corrimano disponibile in legno o in acciaio cromato (optional).

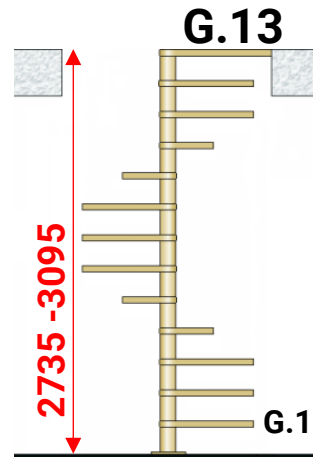
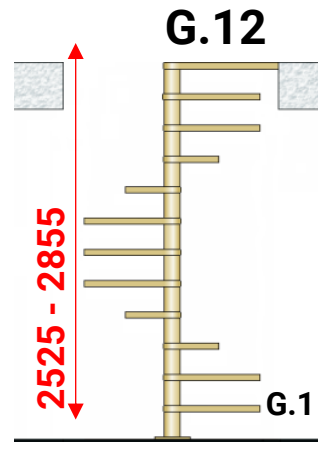
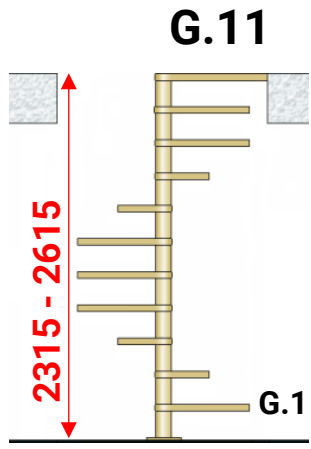
 Spiral staircase available with round or square shape;  
Beech wood steps;  
Central pole in metal or wood (optional);  
Banister composed of chrome steel spindles and rods;  
Handrail available in wood or chrome steel (optional);

 Escalier en colimaçon disponible ronde ou carrée ;  
Marches en bois de hêtre ;  
Poteau central en métal ou en bois (en option) ;  
Garde-corps avec colonnes et tiges en acier chromé;  
Main courante disponible en bois ou acier chromé (en option):

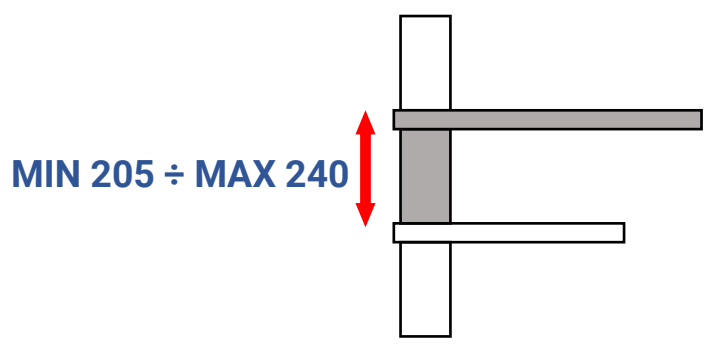
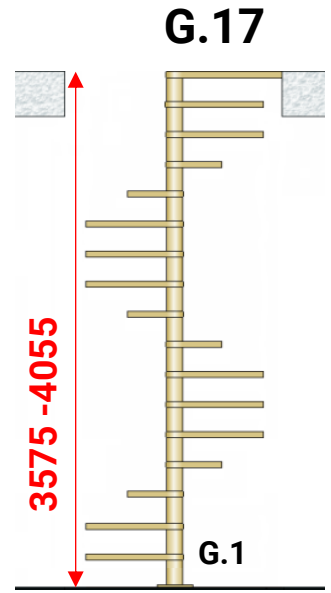
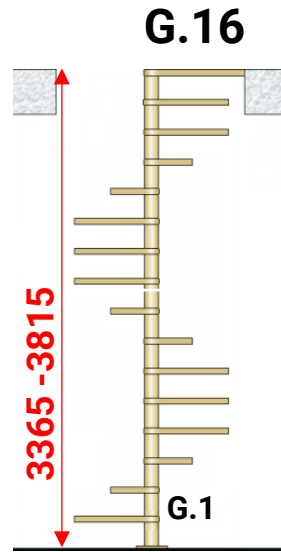
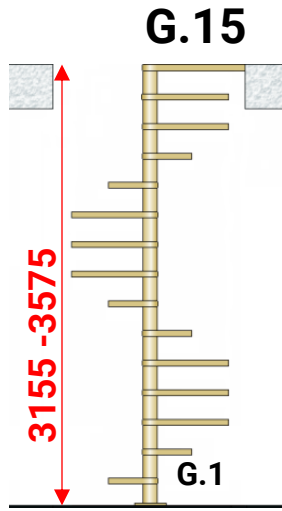
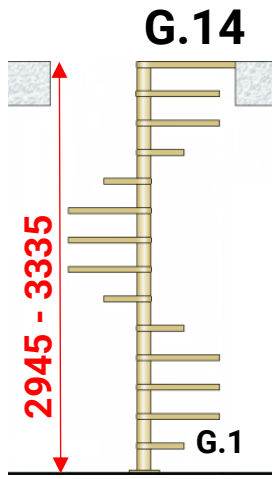
 Spindeltreppe mit runder oder quadratischer Form erhältlich;  
Stufen aus Buchenholz;  
Zentralstange aus Metall oder Holz (optional);  
Geländer mit verchromten Stahlsäulen und –stäben;  
Handlauf aus Holz oder verchromtem Stahl erhältlich (optional).

 Escalera de caracol disponible con forma redonda o cuadrada;  
Escalones de madera de haya;  
Poste central en metal o madera (opcional);  
Barandilla con columnas y varillas de acero cromado;  
Pasamanos disponible en madera o acero cromado (opcional).

## Dettagli tecnici Technical details - Détails techniques Technische Details - Ficha técnica



**IMBALLO**  
Dim. 115x97x74 cm  
Peso: circa 190/250 kg.



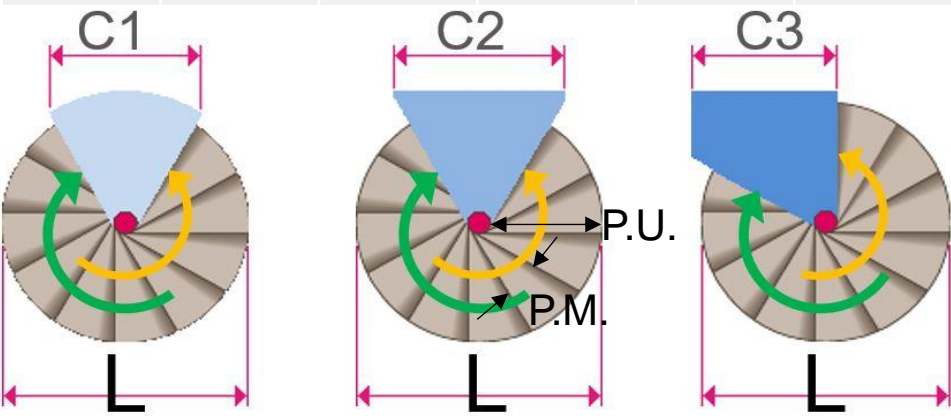
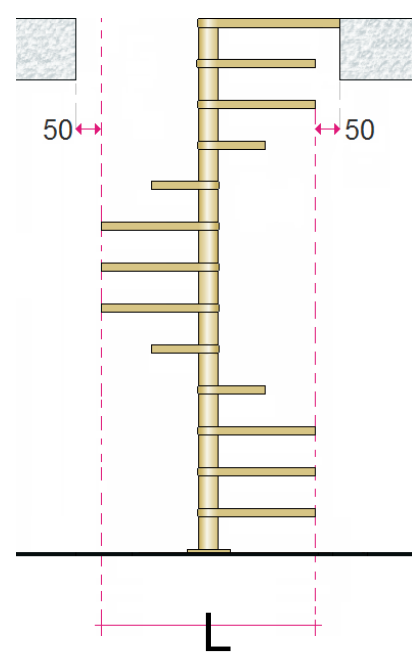
## Dettagli tecnici

### Technical details - Détails techniques

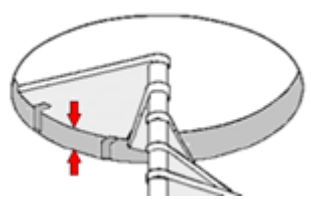
### Technische Details - Ficha técnica

L	C1	C2	C3	P.U.	P.M.
Ø1100	622	729	601	430	144,9
Ø1200	675	787	649	480	157,9
Ø1300	722	846	696	530	170,8
Ø1400	773	904	743	580	165,7
Ø1500	823	962	791	630	177,4
Ø1600	873	1021	838	680	189,1

### FORO, WELL, TRÊMIE, LOCH, HUECO



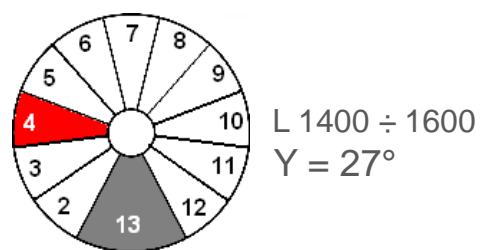
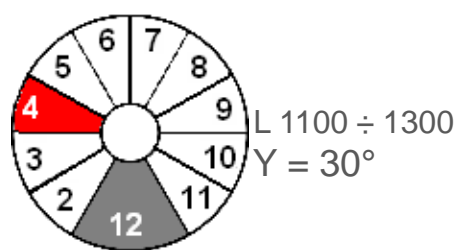
### FISSAGGIO ARRIVO SBARCO, FIXING OF THE ARRIVAL LANDING, FIXATION DU PALIER D'ARRIVÉE, BEFESTIGUNG DES ANKUNFTSPODESTS



**MIN 210**

### LEGNO, WOOD, BOIS, HOLZ, MADERA

### APERTURA GRADINI, TREADS OPENING, OUVERTURE DES MARCHES, ÖFFNUNG DER STUFEN, APERTURA DE LOS ESCALONES



**Faggio**  
**Beech**  
**Hêtre**  
**Buche**  
**Haya**

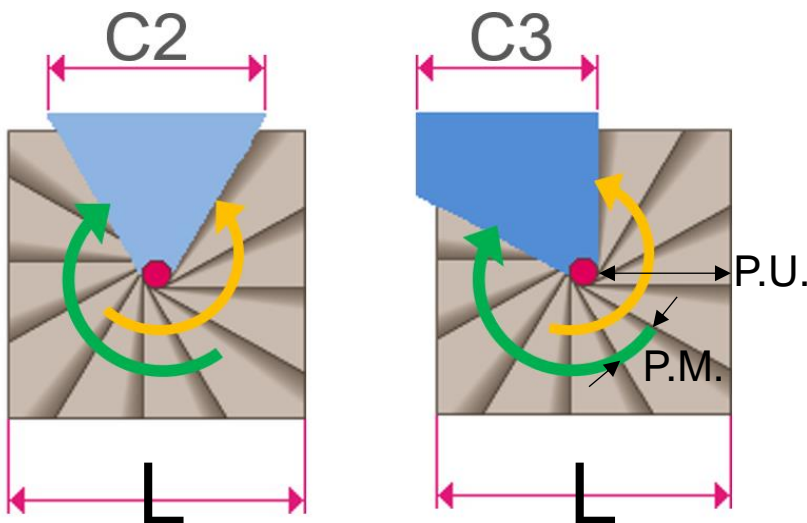
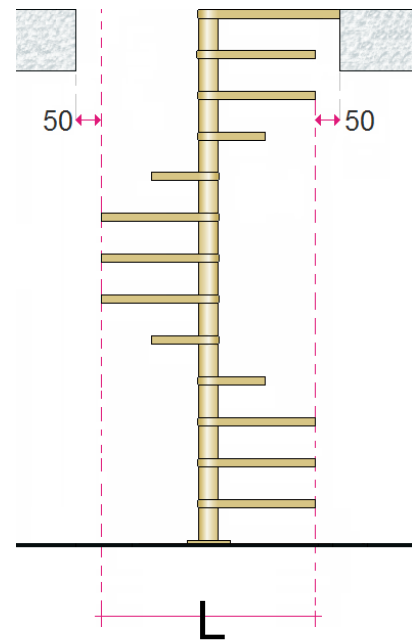


## Dettagli tecnici

Technical details - Détails techniques  
Technische Details - Ficha técnica

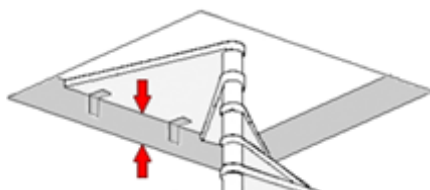
L	C1	C2	C3	P.U.	P.M.
Ø1120	622	729	601	430	144,9
Ø1220	675	787	649	480	157,9
Ø1320	722	846	696	530	170,8
Ø1420	773	904	743	580	165,7
Ø1520	823	962	791	630	177,4
Ø1620	873	1021	838	680	189,1

### FORO, WELL, TRÊMIE, LOCH, HUECO



### FISSAGGIO ARRIVO SBARCO, FIXING OF THE ARRIVAL LANDING, FIXATION DU PALIER D'ARRIVÉE, BEFESTIGUNG DES ANKUNFTSPODESTS

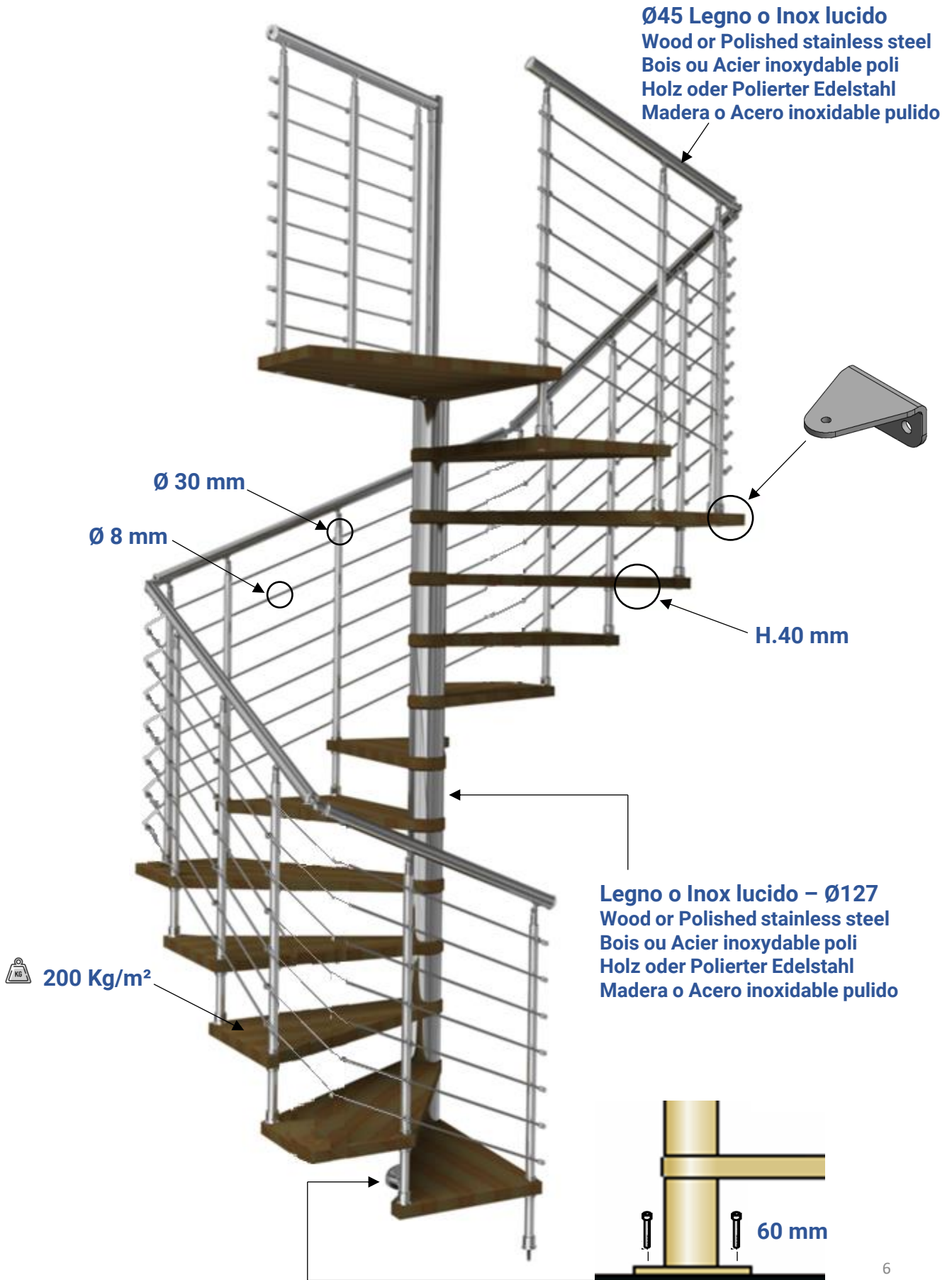
### LEGNO, WOOD, BOIS, HOLZ, MADERA

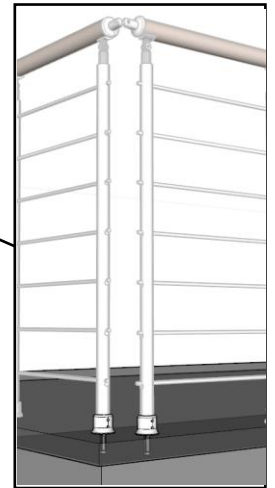
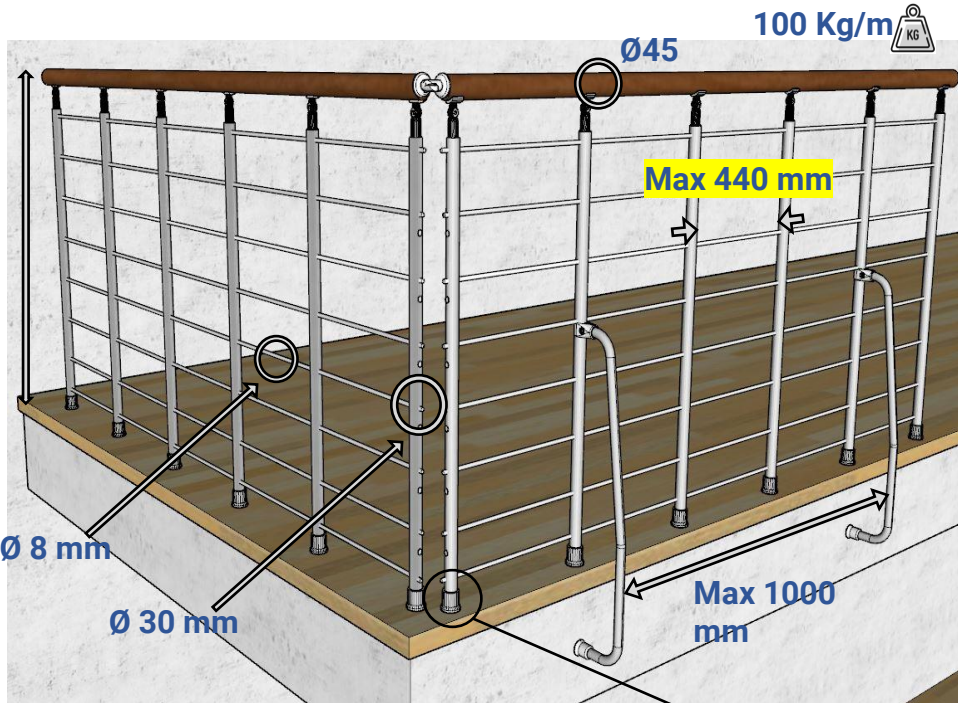


MIN 210

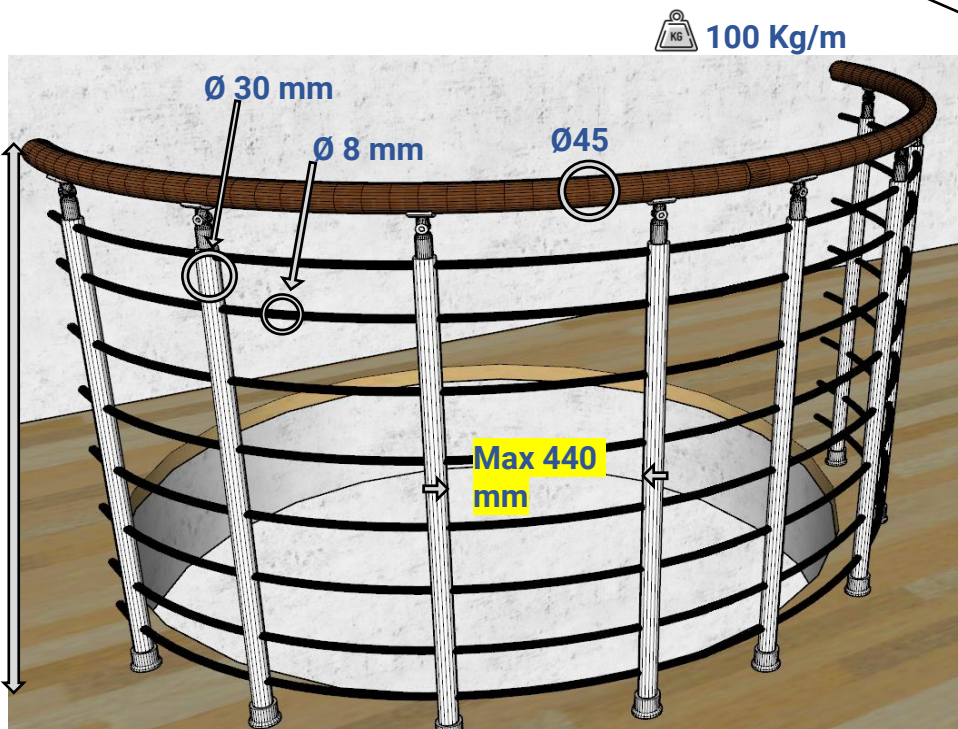


**Faggio**  
Bech  
Hêtre  
Buche  
Haya






60 mm



## Sbarco su misura

Landing on measure - Palier sur mesure  
Podest nach Maß - Desembarque personalizado



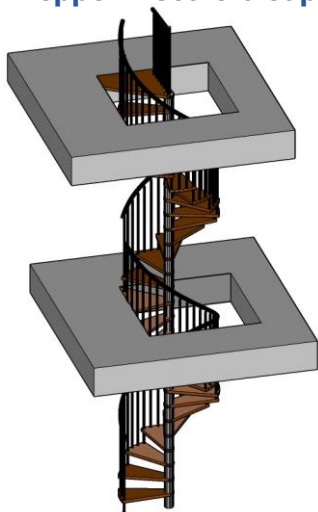
## Corrimano a muro

Wall handrail - Main courante au mur  
Wand-Handlauf, pasamanos de pared



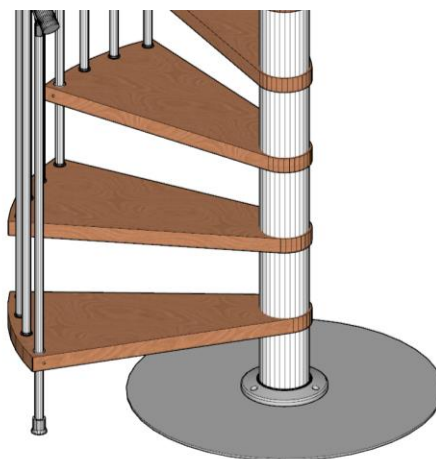
## Scala sovrapposta

Overlapping staircase - Escalier superposé,  
überlagerte Treppe - Escalera superpuesta



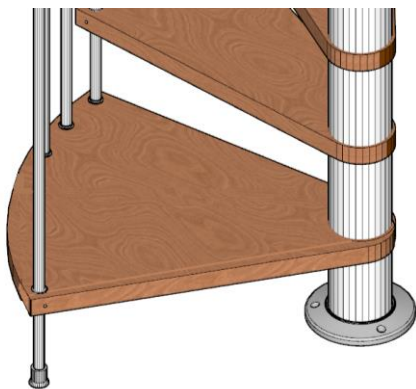
## Piastra incollata

Glued Plate - Plaque collée  
Geklebte Platte - Placa encolada



## Pianerottolo tondo

Round landing - Palier ronde  
Runde Podest - Desembarco redondo



## Pianerottolo quadro

Square landing - Palier carré  
Viereckiges Podest - Desembarco quadrado

